

Supplementary Material

10.1302/0301-620X.106B5.BJJ-2023-1062.R1

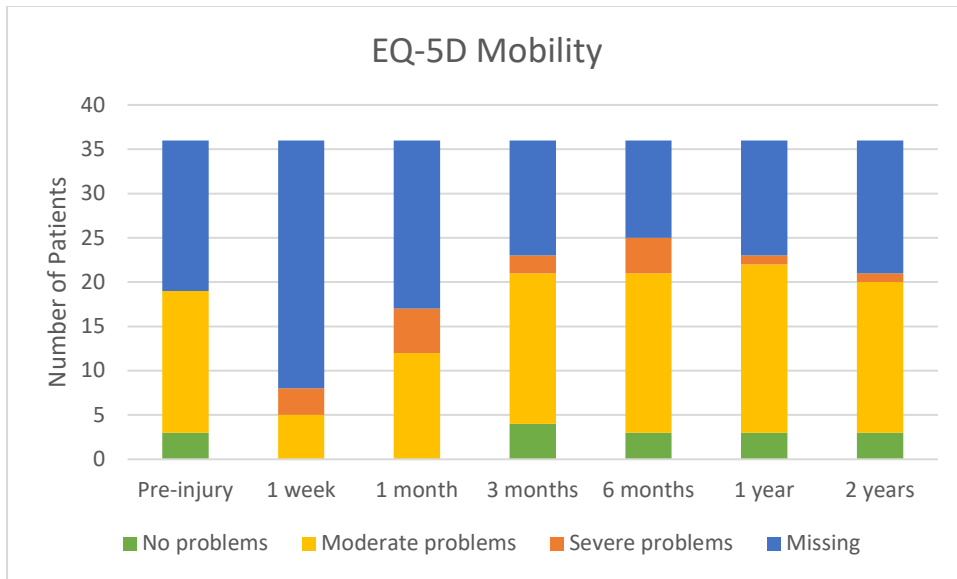


Fig a. EuroQol five-dimension (EQ-5D) Mobility domain.

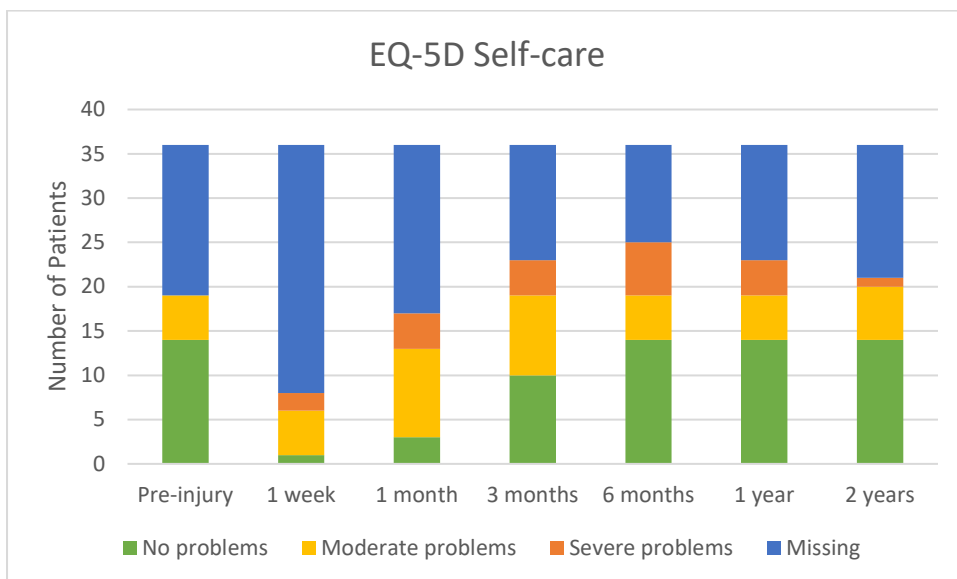


Fig b. EuroQol five-dimension (EQ-5D) Self-care domain.

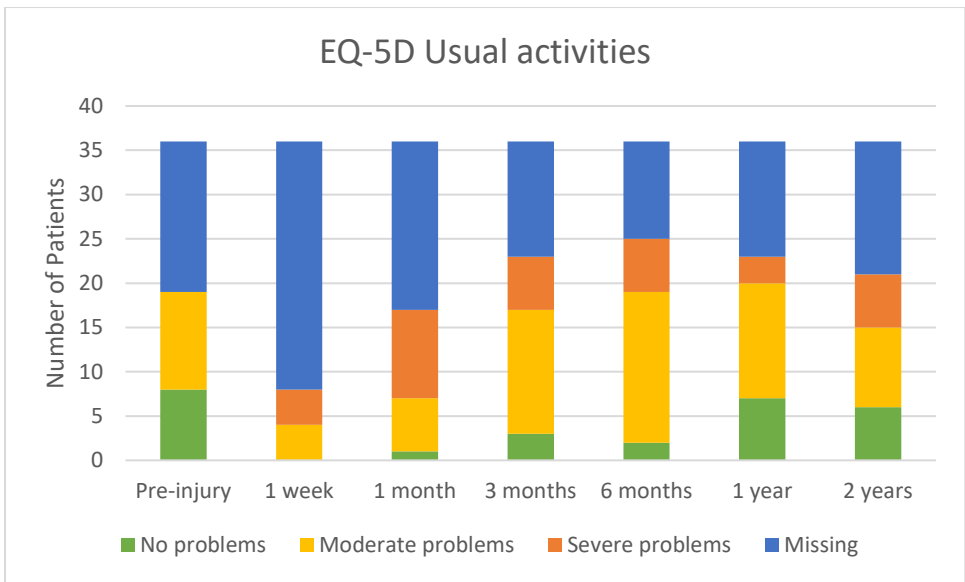


Fig c. EuroQol five-dimension (EQ-5D) Usual activities domain.

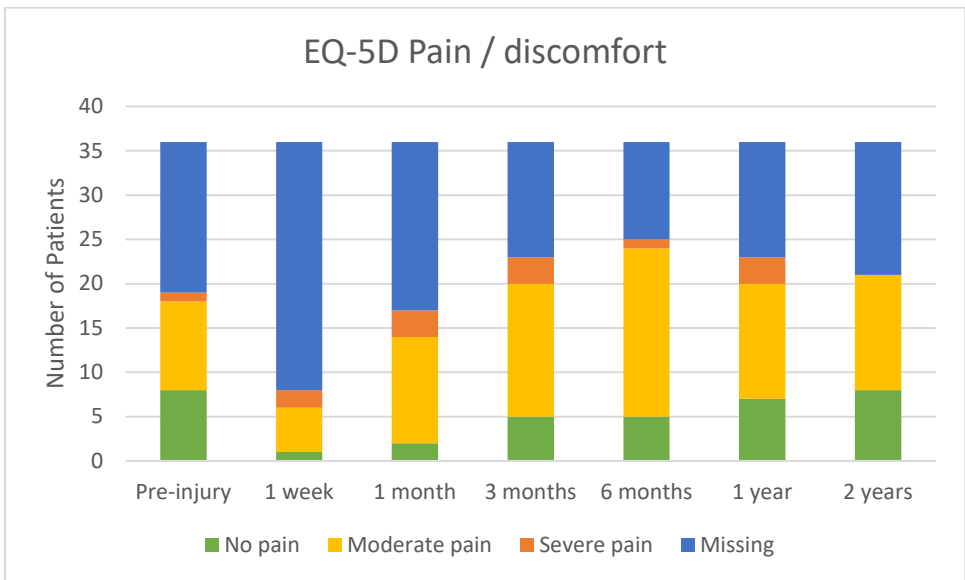


Fig d. EuroQol five-dimension (EQ-5D) Pain/discomfort domain.

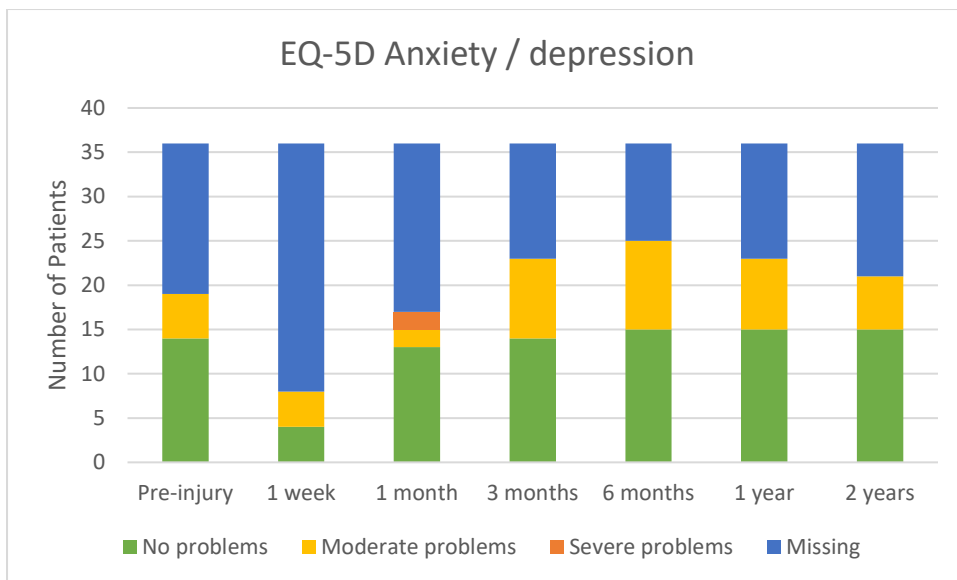


Fig e. EuroQol five-dimension (EQ-5D) Anxiety/depression domain.

Table i. EuroQol five-dimension questionnaire scores.

Timepoint	N	Mean EQ-5D	SD	Compared to pre-injury (p-value)
Pre-injury	19	0.74	0.21	
1 week	8	0.37	0.30	0.012
1 month	17	0.39	0.32	0.001
3 months	23	0.59	0.29	0.002
6 months	25	0.59	0.25	0.066
1 year	23	0.62	0.28	0.022
2 years	21	0.64	0.24	0.028

Significance value: $p < 0.05$; Wilcoxon matched-pair signed-rank test.

Range of EuroQol five-dimension three-level questionnaire (EQ-5D-3L): 0 to 1. Mean EQ-5D-3L of the general Dutch population: 0.87.

SD, standard deviation.

Table ii. EuroQol five-dimension questionnaire scores for surgically treated patients.

Timepoint	N	Mean EQ-5D	SD	Compared to pre-injury (p-value)
Pre-injury	17	0.74	0.23	
1 week	6	0.33	0.29	0.028
1 month	15	0.38	0.35	0.001
3 months	19	0.60	0.28	0.005
6 months	22	0.61	0.23	0.091
1 year	21	0.60	0.29	0.021
2 years	19	0.64	0.25	0.026

Significance value $p < 0.05$; Wilcoxon matched-pair signed-rank.

SD, standard deviation.

Table iii. EuroQol five-dimension questionnaire visual analogue scale scores.

Timepoint	N	Mean EQ-VAS	SD	Compared to pre-injury (p-value)
Pre-injury	18	70.4	18.0	
1 week	8	56.4	25.2	0.110
1 month	16	48.4	23.2	0.005
3 months	18	60.8	12.9	0.251
6 months	15	66.3	12.5	0.579
1 year	15	65.6	11.6	0.122
2 years	14	60.1	16.4	0.055

Significance value $p < 0.05$; paired *t*-test.

SD, standard deviation.